

APPENDICES

CALIFORNIA DEPARTMENT OF EDUCATION, CHILD DEVELOPMENT DIVISION (CDE, CDD)

SUBSIDIZED CHILD CARE PROGRAMS

General Child Care and Development

General child care and development programs are state and federally funded programs that use centers and family child care home networks operated or administered by either public or private agencies and local educational agencies. These agencies provide child development services for children from birth through 12 years of age and older children with exceptional needs. These programs provide an educational component that is developmentally, culturally, and linguistically appropriate for the children served. The programs also provide meals and snacks to children, parent education, referrals to health and social services for families, and staff development opportunities to employees.

Migrant Child Care and Development

Migrant child care and development programs serve the children of agricultural workers while their parents are at work. The centers are open for varying lengths of time during the year, depending largely on the harvest activities in the area. In addition to these center-based programs, the budget for fiscal year 2004-05 continues to provide for the Migrant Alternative Payment Network Program that allows eligibility and funding for services that follow migrant families as they move from place to place to find work in the Central Valley.

Campus Child Care and Development

Campus child care and development programs are intended primarily to care for the children of parents enrolled in college. The centers are typically operated by either student associations or the college administration and provide the same comprehensive services as general child care and development programs.

California State Preschool Program

Chapter 308, Statutes of 2008 Assembly Bill 2759, created the California State Preschool program. This program consolidated the funding for State Preschool, Prekindergarten and Family Literacy, and General Child Care center-based programs serving eligible three- and four-year-old children to create the California State Preschool Program, the largest state-funded preschool program in the nation. The program provides both part-day and full-day services that provides a core class curriculum that is developmentally, culturally, and linguistically appropriate for the children served. The program also provides meals and snacks to children, parent education, referrals to health and social services for families, and staff development opportunities to employees. The program is administered through local educational agencies, colleges, community-action agencies, and private nonprofit agencies.

Severely Handicapped Program

The severely handicapped programs located in the San Francisco Bay Area provide care and supervision, age and developmentally appropriate activities, therapy, youth guidance, and parental counseling to eligible children and young adults from birth to 21 years of age. Recipients of these services must have an individualized education plan (IEP) or an individualized family service plan (IFSP) issued through special education programs.

ALTERNATIVE PAYMENT PROGRAM

Alternative payment programs (APPs), funded with state and federal funds, offer an array of child care arrangements for parents, such as in-home care, family child care, and center-based care. The APP helps families arrange child care services and makes payment for those services directly to the child care provider selected by the family. The APP is intended to increase parental choice and accommodate the individual needs of the family.

CalWORKs Child Care

Recipients of the California Work Opportunity and Responsibility to Kids (CalWORKs) grant program are required to engage in work or work preparation activities. CalWORKs programs provide an array of welfare-to-work services. Child care is provided with state and federal funds in three stages.

Stage 1 is administered by the California Department of Social Services through county welfare departments (CWDs). Stage 1 begins when a participant enters the CalWORKs grant program and engages in activities pursuant to a welfare-to-work plan developed by the CWD for each family. The CWDs refer families to resource and referral agencies to assist them in finding child care providers. Some CWDs pay those providers directly for the services performed. Many CWDs have a sub-contract with APPs to pay for the child development services.

Stage 2 is administered by CDE through its APPs. CalWORKs families are transferred into Stage 2 when the CWD deems the family to be stable. Participation in Stage 1 and/or Stage 2 is limited to two years after the family stops receiving a CalWORKs grant. In addition to the services that CDE provides, small portions of the services in Stage 2 are administered by the California community colleges through its centers or an AP delivery system for the benefit of students.

Stage 3 is also administered by CDE through its APPs. A family can move to Stage 3 when it has exhausted its two-year limit in Stage 1 and/or Stage 2 (referred to as timing out), and as long as the family remains eligible for child care programs.

PRIORITY SETTING PROCESS FOR STATE CHILD CARE AND PRESCHOOL FUNDS, 2012

This document summarizes CDD Management Bulletin 09-05, while expanding upon and providing policies and detailed steps for analysis and use of methodology formulas as they pertain to Sacramento County.

HISTORY

In 1998, AB 1857-Escutia amended the Education Code, Section 8499.5, to include specific expanded mandates for Local Child Care Planning Councils (LPCs) (8499.5 (a) through (e)). One of these was an expansion of the existing LPC mandate to identify local priorities for the distribution of new state child care and development and preschool funding. The Education Code language specifies how LPCs are to conduct their work in order to identify priorities which will ensure that all the child care and preschool needs of the county are met to the greatest extent possible. The priorities are to be submitted annually to the California Department of Education and used by the Department to determine funding decisions.

THE PRIORITY SETTING PROCESS

Local Planning Councils develop priorities for funding using:

- Census zip code data as a baseline to estimate the number of children eligible for State Funded Services (and Head Start). Other pertinent local data, such as county growth factors, planning department data, or school district growth data, is then applied to achieve the most accurate estimate.
- CDE and other available zip code level data to determine the number and percent of eligible children served/not served by State Funded Services or Head Start.
- The data is then analyzed using the Priority 1, 2, and 3 number and percentage thresholds and methodology, described in Attachment 1, to assign county zip codes to Priority 1, 2, or 3 designation.

These priorities are first reviewed and approved by the members of the Local Planning Council for each county, which is made up of parent consumers of child care, child care and preschool providers, public agency representatives and community agency representatives, who have been appointed by the County Board of Supervisors and the County Superintendent of Schools. The priorities are next made available for public review and finally reviewed and approved by the County Office of Education and County Board of Supervisors at public hearing as prescribed in State regulations.

The methodology to determine the priorities for the Child Care Plan 2012 – 2017 will utilize CEL Data (Option 2).

- Option 2: Utilizes Centralized Eligibility List (CEL) data
 - o Identifies the number of children waiting for services by zip code
 - o Limited to three priority levels

1. The data sources for Option 2 are:

- Option 2: Centralized Eligibility List (CEL) data
 - o Centralized Eligibility List Data, as of June 30, 2011, was provided by Child Action, Inc..

2. The data was compiled, reviewed and analyzed utilizing pre-established worksheets that include the necessary formulas to determine need.

Steps for Analysis

Option 2: CEL Data (CCTR – General Child Care 0-12 year olds)

- Step 1: Identify total number of infants, toddlers and school age eligible children on the CEL by zip code on waiting list
- Step 2: Rank zip codes in descending order by highest number of children on waiting list
- Step 3: Determine priorities using procedures outlined in Item 4.

Option 2: CEL Data (CSPP– California State Preschool Program 3-5 year olds)

- Step 1: Identify total number of preschool age eligible children on the CEL by zip code on waiting list
- Step 2: Rank zip codes in descending order by highest number of children on waiting list
- Step 3: Determine priorities using procedures outlined in Item 4.

- 3. The following procedures for determining priorities on the analyzed data have been established for counties with over 1 million residents (Orange, San Diego, Riverside, San Bernardino, Santa Clara, Alameda, Sacramento and Contra Costa Counties) [CDD Management Bulletin 09-05]:

A. General State Funded Program Priorities - Ages 0-12 (CCTR)

Priority 1:

Option 2: Up to but no more than one-third of the zip codes with the highest numbers of infants, toddlers and school age eligible children on the CEL.

Priority 2:

Option 2: Up to but no more than one-third of the zip codes with the second highest set of numbers of infants, toddlers and school age eligible children on the CEL.

Priority 3:

Option 2: Up to but no more than one-third of the zip codes with the third highest set of infants, toddlers and school age eligible children on the CEL.

B. State Preschool Priorities – Ages 3-5 (CPRE)

Priority 1:

Option 2: Up to but no more than one-third of the zip codes with the highest set of numbers of preschool children on the CEL.

Priority 2:

Option 2: Up to but no more than one-third of the zip codes with the second highest set of numbers of preschool children on the CEL.

Priority 3:

Option 2: Up to but no more than one-third of the zip codes with the third highest set of numbers of preschool age children on the CEL.

APPENDIX C

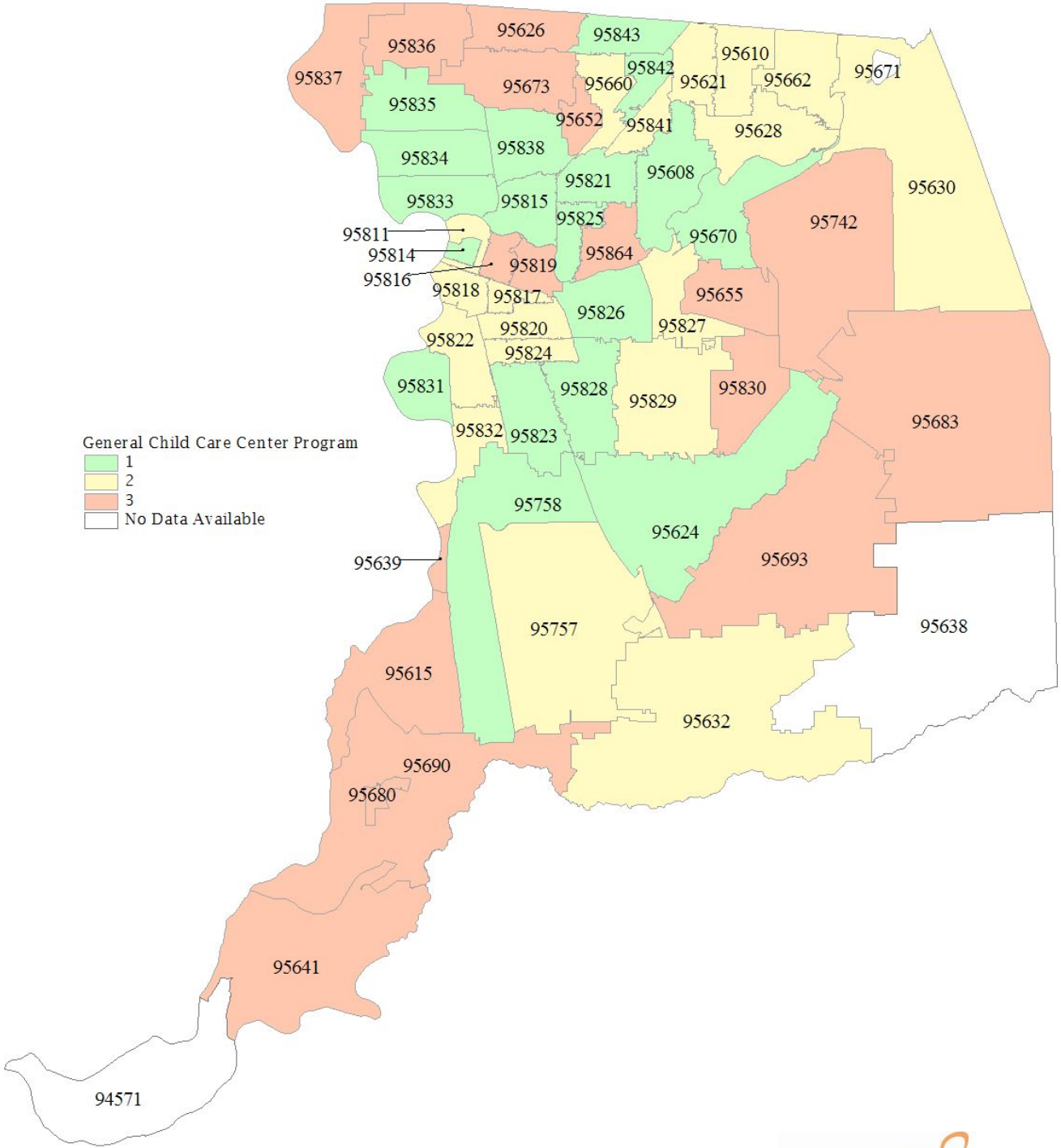
CALIFORNIA CENTER PROGRAMS 2012 ZIP CODE PRIORITIES

COMMUNITY	ZIP CODE	# OF CHILDREN	PRIORITY RANK	
Sacramento-Parkway	95823	191	1	Priority 1
Gardenland/Natomas	95833	117	1	
Florin	95828	108	1	
Foothill Farms	95842	106	1	
Rancho Cordova	95670	102	1	
Bruceville	95758	102	1	
Natomas	95834	97	1	
Arden	95825	90	1	
Del Paso Heights	95838	87	1	
Antelope	95843	85	1	
North Natomas	95835	84	1	
Greenhaven	95831	84	1	
Carmichael	95608	82	1	
Elk Grove	95624	70	1	
Perkins/Rosemont	95826	70	1	
Town and Country	95821	66	1	
North Sacramento*	95815	60	1	
Sacramento/Downtown**	95814	8	1	
Sacramento Downtown**	95811	5	2	Priority 2
North Highlands	95660	64	2	
Foothill Farms	95841	64	2	
Citrus Heights	95610	63	2	
Citrus Heights	95621	63	2	
Fruitridge	95824	63	2	
Land Park	95822	57	2	
Fruitridge	95820	55	2	
Fair Oaks	95628	50	2	
Mills/Walsh Station	95827	42	2	
Laguna/Elk Grove	95757	38	2	
Oak Park	95817	34	2	
Galt	95632	31	2	
Meadowview/Freeport	95832	30	2	
Folsom	95630	29	2	
Coffing	95829	26	2	
Orangevale	95662	24	2	
Curtis Park	95818	23	3	
Rio Linda	95673	23	3	
Arden Oaks	95864	16	3	
Elverta	95626	11	3	
East Sacramento	95819	10	3	
Mather	95655	9	3	
AlderCreek/Rancho Cordova	95742	8	3	
Sacramento/Midtown	95816	7	3	
Wilton	95693	1	3	
Sloughhouse	95683	1	3	
Sacramento/Metro Airport	95837	1	3	
Courtland	95615	0	3	
Hood	95639	0	3	
Isleton	95641	0	3	
Ryde	95680	0	3	
Clay/Herald	95683	0	3	
Walnut Grove	95690	0	3	
McCellan	95652	0	3	
Sacramento/Vineyard	95830	0	3	
Sacramento	95836	0	3	

* Rational for Priority Change: High Poverty/Transit to Employment Area
** Rational for Priority Change: Low Residence/High Employment Area

Priority Areas are analyzed annually. For the most recent version, please see our website at <http://sac-lpc.org/projects.asp>

CALIFORNIA CENTER PROGRAMS
2012 ZIP CODE MAP



General Child Care Center Program
1
2
3
No Data Available



APPENDIX C

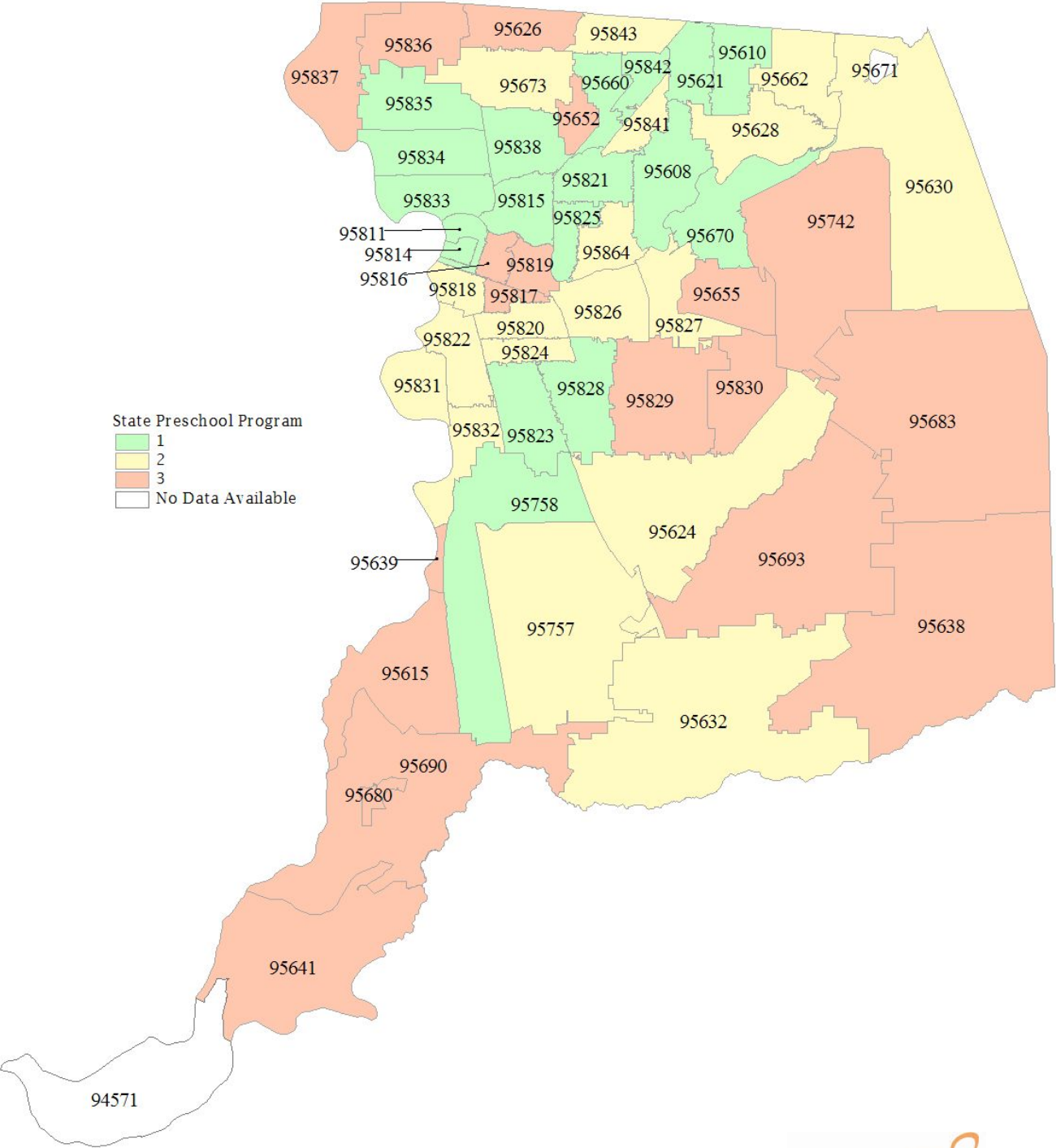
CALIFORNIA STATE PRESCHOOL PROGRAMS 2012 ZIP CODE PRIORITIES

COMMUNITY	ZIP CODE	# OF CHILDREN	PRIORITY RANK	
Rancho Cordova	95670	190	1	Priority 1
Citrus Heights	95610	159	1	
Gardenland/Natomas	95833	145	1	
Carmichael	95608	145	1	
Arden	95825	142	1	
Sacramento-Parkway	95823	109	1	
Foothill Farms	95842	107	1	
Del Paso Heights	95838	106	1	
Natomas	95834	95	1	
Florin	95828	90	1	
Citrus Heights	95621	87	1	
Bruceville	95758	87	1	
North Sacramento	95815	86	1	
Town and Country	95821	85	1	
North Highlands	95660	77	1	
North Natomas	95835	71	1	
Sacramento/Downtown**	95811	4	1	
Sacramento/Downtown**	95814	3	1	
Foothill Farms	95841	63	2	Priority 2
Fair Oaks	95628	56	2	
Elk Grove	95624	53	2	
Perkins/Rosemont	95826	52	2	
Antelope	95843	49	2	
Land Park	95822	47	2	
Greenhaven	95831	41	2	
Fruitridge	95824	38	2	
Folsom	95630	37	2	
Fruitridge	95820	32	2	
Rio Linda	95673	31	2	
Mills/Walsh Station	95827	30	2	
Orangevale	95662	29	2	
Curtis Park	95818	28	2	
Laguna/Elk Grove	95757	26	2	
Arden Oaks	95864	23	2	
Galt	95632	21	2	
Meadowview/Freeport	95832	19	2	
Coffing	95829	18	3	Priority 3
Oak Park	95817	17	3	
Elverta	95626	10	3	
Mather	95655	8	3	
East Sacramento	95819	5	3	
Sacramento/Midtown	95816	5	3	
Alder Creek-Rancho Cordova	95742	4	3	
McClellan	95652	1	3	
Sacramento-Vineyard	95830	1	3	
Sacramento/Metro Airport	95837	1	3	
Courtland	95615	0	3	
Clay/Herald	95638	0	3	
Hood	95639	0	3	
Isleton	95641	0	3	
Ryde	95680	0	3	
Sloughouse	95683	0	3	
Walnut Grove	95690	0	3	
Wilton	95693	0	3	
Sacramento	95836	0	3	

** Rational for Priority Change: Low Residence/High Employment Area

Priority Areas are analyzed annually. For the most recent version, please see our website at <http://sac-lpc.org/projects.asp>

CALIFORNIA STATE PRESCHOOL PROGRAMS 2012 ZIP CODE PRIORITIES



APPENDIX D

Tribal Funds

TRIBAL CHILD CARE & DEVELOPMENT FUND PLANS

According to US Administration for Children & Families, 1% of the children served through Child Care Development Funds are Native American.

Statewide 77 of the 110 Federally-Recognized Indian Tribes in California have access to CCDF funds for their communities. Each tribal lead-agency operating a child care program through the Administration for Children & Families may choose which counties they will serve. Typically, only enrolled members of Tribe and their children are eligible for child care subsidies through tribal CCDF Programs. For California Indian people residing in Sacramento county, CCDF may be available if they belong to one of the following tribes:

Benton Paiute	Lone Pine Reservation
Big Lagoon Rancheria	Manchester - Point Arena
Big Pine Paiute Tribe of Owens Valley	Mechoopda Indian Tribe of Chico Rancheria
Big Valley Rancheria	Mesa Grand Reservation
Bridgeport Indian Colony	Paskenta
Cahuilla Reservation	Redwood Valley
Chemehuevi	Resighini Rancheria
Cloverdale Rancheria	Round Valley Indian Tribes
Cold Springs Rancheria	San Pasqual Reservation
Dry Creek Rancheria	Santa Rosa Reservation
Elem Pomo	Santa Ynez Reservation
Elk Valley Rancheria	Santa Ysabel Reservation
Enterprise Rancheria	Sherwood Valley Rancheria
Federated Band of Graton Rancheria	Shingle Springs Rancheria
Fort Bidwell Indian Community	Stewarts Point
Fort Independence Reservation	Trinidad
Greenville Rancheria	Tule River Reservation
Grindstone	Tuolumne Reservation
Ione Band of Miwok Indians	Wilton Rancheria
Laytonville	

Sacramento County


Data that describes child care – statewide and in California counties

The 2011 California Child Care Portfolio, the eighth edition of a biennial report, presents a unique portrait of child care supply, demand, and cost statewide and county by county. The child care data in this report was gathered with the assistance of local child care resource and referral programs (R&Rs). R&Rs work daily to

help parents find child care that best suits their family and economic needs. They also work to build and support the delivery of high quality child care services in diverse settings throughout the state. To access the full report summary and county pages, go to our website at www.rnnetwork.org.

PEOPLE	COUNTY			STATE		
	2008	2010	CHANGE	2008	2010	CHANGE
Total number of residents ¹	1,422,789	1,418,788	-0.3%	38,246,598	37,253,956	-3%
Number of employed residents ²	640,800	588,300	-8%	17,059,600	15,916,300	-7%
Number of children 0-12 ¹	265,277	258,284	-3%	7,017,233	6,569,785	-6%
Under 2	40,014	39,202	-2%	1,095,851	991,812	-9%
2 years	19,911	20,619	4%	537,511	516,002	-4%
3 years	21,269	20,752	-2%	546,708	516,611	-6%
4 years	20,975	20,490	-2%	543,312	506,908	-7%
5 years	20,650	20,112	-3%	545,944	505,175	-7%
6 - 10 years	100,489	97,666	-3%	2,648,052	2,512,016	-5%
11 - 12 years	41,969	39,443	-6%	1,099,855	1,021,261	-7%
Children 0-12 with parents in the labor force ³		175,721			4,211,870	
Children 0-5 living in poverty ⁴	27,102	30,289	12%	626,804	705,084	12%

CHILDREN 0-12 WITH PARENTS IN THE LABOR FORCE ³		CHILDREN 0-5 LIVING IN POVERTY IN 2010 ⁴	
COUNTY	STATE	COUNTY	STATE
68%	64%	26%	24%



13% of families with children in Sacramento County earn less than minimum-wage⁸

For more information about child care in SACRAMENTO COUNTY:

Child Action, Inc.
1-916-369-0191
www.childaction.org

1. CA DOF population projections (2008). U.S Census (2010).
2. Employment Development Department (2008 & 2010).
3. Network calculation based on ACS 2010 1-year estimate.
4. ACS 2008 and 2010 1-year estimates.
5. Median cost of a 2-bedroom (HUD 2010) and mean child care rates (2009).
6. CA Dept. of Industrial Relations (Minimum wage).
7. Based on 70% of state median income for a family of 3.
8. ACS 2010 1-year estimate.

Sacramento County Child Care

AGE / TYPE

CHILD CARE SUPPLY ¹	LICENSED CHILD CARE CENTERS			LICENSED FAMILY CHILD CARE HOMES			CHILD CARE REQUESTS ²	
	2008	2010	CHANGE	2008	2010	CHANGE		
Total number of slots	32,780	34,348	5%	21,784	20,902	-4%	Under 2 years	29%
Infant slots (under 2 years old)	3,028	2,997	-1%				2 years old	15%
Preschool slots (2-5 years old)	20,210	22,124	9%				3 years old	14%
School-age slots (6 years and older)	9,542	9,227	-3%				4 years old	12%
Total number of sites	481	501	4%	2,342	2,222	-5%	5 years old	6%
							6 years and older	23%

31%*

Children 0-12 with parents in the labor force for whom a licensed child care slot is available³

4,310

Children on waitlists to receive a child care subsidy⁴

* This estimate is based on the 55,250 licensed slots in Sacramento County and does not include license-exempt programs.

SCHEDULE AND COST

CHILD CARE SUPPLY ¹	LICENSED CHILD CARE CENTERS	LICENSED FAMILY CHILD CARE HOMES	CHILD CARE REQUESTS ²	
			AGES	FULL-TIME ⁵
Full-time and part-time slots ⁵	82%	93%	Children 0-5	93%
Only full-time slots	3%	5%	Under 2	93%
Only part-time slots	15%	2%	2 years	96%
Sites offering evening, weekend or overnight care	2%	41%	3-5 years	93%
Full-time infant care ⁶	\$10,844	\$7,181	REQUESTS FOR CARE DURING NON-TRADITIONAL HOURS	
Full-time preschool care ⁶	\$7,424	\$6,626	Evening / weekend / overnight care	22%
MAJOR REASONS FAMILIES SEEK CHILD CARE⁷				
71% Employment	29% Parent in school or training	12% Parent seeking employment		

LANGUAGE

CENTERS WITH AT LEAST ONE STAFF SPEAKING THE FOLLOWING LANGUAGES ⁷	LANGUAGES SPOKEN AT HOME ⁸	
English 100%, Spanish 46%, Russian 7%, Chinese 6%, Hmong 5%, and Other languages 20%	English	68%
FAMILY CHILD CARE PROVIDERS SPEAKING THE FOLLOWING LANGUAGES⁷	Spanish	16%
English 91%, Russian 15%, Spanish 14%, Tagalog 2%, Chinese 1%, and Other languages 10%	Asian/Pacific Island Languages	9%
	Another Language	8%

- Child Care Resource & Referral Databases January 2008 and 2010.
- Child Care Referral Requests April/May/June 2010.
- Total licensed slots divided by number of children with parents in the labor force.
- CA Centralized Eligibility Report April-June 2010.
- Full-time is defined as 30 or more hours per week; part-time is less than 30 hours per week.
- Mean child care cost. Child Care Regional Market Rate Survey 2009.
- Percentages may exceed 100% when multiple options are chosen.
- ACS 2010 1-year estimate.

For more information
about child care in
**SACRAMENTO
COUNTY:**

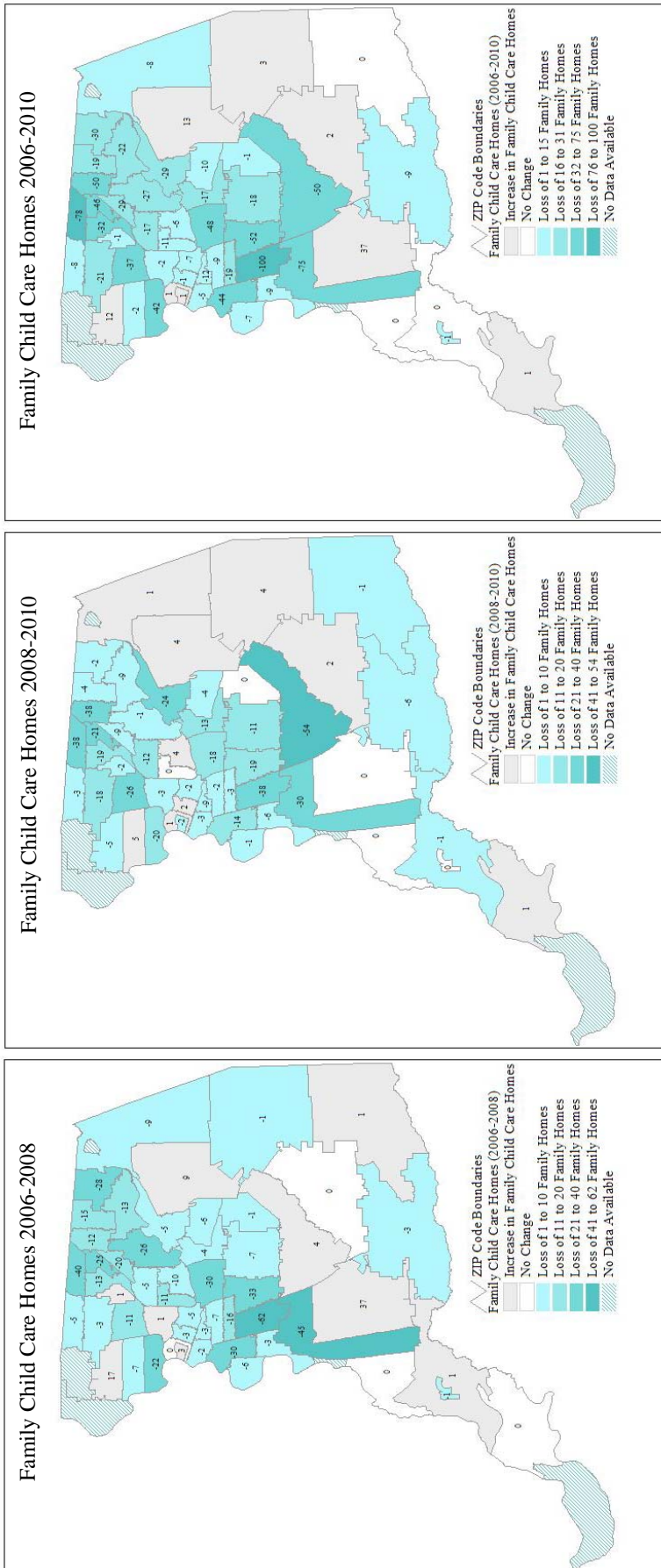
Child Action, Inc.
1-916-369-0191
www.childaction.org

APPENDIX F

Child Care Supply Child Care Homes



Decrease in Family Child Care Homes 2006-2010



	Total	95608	95610	95615	95621	95624	95626	95628	95630	95632	95638	95641	95655	95660	95662	95670	95673	95680	95683	95690	95693	95742	95757	95758	95811	
Family Homes 2006	2,816	75	73	0	110	140	19	55	90	42	3	0	1	24	86	59	117	37	1	5	1	3	1	25	206	0
Family Homes 2008	2,342	49	58	0	98	144	14	42	81	39	4	0	2	18	73	31	112	34	0	4	2	3	10	62	161	0
Family Homes 2010	1,875	48	54	0	60	90	11	33	82	33	3	1	0	14	54	29	88	16	0	8	1	5	14	62	131	1
Decrease 06-10	-941	-27	-19	0	-50	-50	-8	-22	-8	-9	0	1	-1	-10	-32	-30	-29	-21	-1	3	0	2	13	37	-75	1
Family Homes 2006	95814	95815	95816	95817	95818	95819	95820	95821	95822	95823	95824	95825	95826	95827	95828	95829	95830	95831	95832	95833	95834	95835	95838	95841	95842	95843
Family Homes 2006	0	14	6	19	12	15	36	54	100	180	32	27	94	61	151	54	1	46	22	101	60	80	83	63	106	198
Family Homes 2008	3	15	3	16	10	10	29	49	70	118	16	16	64	57	118	47	0	40	19	79	53	97	72	43	81	158
Family Homes 2010	1	12	5	7	8	27	37	56	80	13	16	46	44	99	36	0	39	13	59	58	92	46	34	60	120	
Decrease 06-10	1	-2	-1	-12	-5	-7	-9	-17	-44	-100	-19	-11	-48	-17	-52	-18	-1	-7	-9	-42	-2	12	-37	-29	-46	-78

APPENDIX G

Title 22 and Title 5 Program Requirements

Comparison between California Code of Regulations Title 22 and Title 5 Program Requirements for Centers

All staff and volunteers must be fingerprinted.

All centers are licensed and subject to health and safety standards and inspection.

Ratios and Staff Qualifications	Title 22 Centers	Title 5 CDE-Contracted Providers
Infants	(birth to 24 months old) 1:4 teacher-child ratio or 1 supervising teacher and 2 aides for 12 infants	(birth to 18 months old) 1:3 adult-child ratio, 1:18 teacher-child ratio
Toddlers	(18 months to 30 months old) 1:6 teacher-child ratio or 1 teacher and 1 aide for 12 toddlers	(18 months to 36 months old) 1:4 adult-child ratio, 1:16 teacher-child ratio.
Preschoolers	(24 months to enrollment in kindergarten) 1:12 teacher-child ratio; 1 teacher and 1 aide for 15 children	(36 months to enrollment in kindergarten) 1:8 adult-child ratio, 1:24 teacher child ratio.
School-Age Children	(children enrolled in kindergarten through 13 years old) 1:14 teacher-child ratio or 1 teacher and 1 aide for 28 children	(children enrolled in kindergarten through 14 years old) 1:14 adult-child ratio, 1:28 teacher-child ratio
Mixed Aged	Ratio requirement of youngest child in group	
Director	12 units in ECE/CD + 3 units in administration or staff relations; or AA with emphasis in ECE/CD; or higher	Children's Center Supervision Permit or a Child Development Program Director Permit. To qualify for the permits: BA with 24 units of ECE/CD, + 6 units in administration and 2 units of adult supervision.
Teacher	12 units in ECE/CD; or Child Development Associate (CDA) Credential; or higher	Child Development Teacher Permit; or higher. To qualify for permit: 24 units of ECE/CD + 16 GE units.
Associate Teacher	NA	Child Development Associate Teacher Permit. To qualify for permit: 12 units in ECE/CD or a CDA Credential.
Assistant Teacher	NA	Child Development Assistant Teacher Permit. To qualify for permit: 6 units of ECE/CD.
Aide	18 years old	18 years old

ECE = Early Childhood Education; CD = Child Development; GE = General Education

California Code of Regulations Title 22 Requirements for Family Child Care Homes (FCCHs)

Ratios and Requirements	Small FCCHs	Large FCCHs (Group Homes)
Ratios	1:4 infants including own children under 10 years old OR 1:6 children, no more than 3 of whom are infants, including own children under 10 years old OR 1:8 if all conditions met: 1. At least 1 child is enrolled and attending kindergarten or elementary* and a second child is at least 6 years old, 2. No more than 2 infants are cared for when caring for more than 6 children, 3. Licensee notifies all parents, and 4. Licensee obtains written consent from property owner.	2:12 if no more than 4 infants including licensee's and attendant's children under 10 years old OR 2:14 if all conditions met: 1. At least 1 child is enrolled and attending kindergarten or elementary* and a second child is at least 6 years old, 2. No more than 3 infants are cared for when caring for more than 12 children, 3. Licensee notifies all parents, and 4. Licensee obtains written consent from property owner.
Home	Fire Clearance and Health & Safety Inspection	
Owner	Criminal Record and child abuse record clearance	
Aide or others	All adults in the home who have contact with the children must be fingerprinted and pass criminal and child abuse checks	
Training	15 hours of health and safety training to include pediatric CPR and pediatric first aid.	

* per AB 529, Chaptered 744, Statutes of 2003 - goes into effect 1/1/04.

Comparison of regulations for Licensed Exempt

Requirements	Private License Exempt	Subsidized License Exempt	Tribal License Exempt Child Care Centers
Criminal Records and Child Abuse Index Check – Trustline	No Requirement for individuals, but it is available for a fee.	Required for individual providers caring for children enrolled in Calworks or Alternative Payment Child Care Programs.	Owner – Trustline (Criminal FBI, Child Abuse clearances) Aide or others – All caregivers providing child care will be fingerprinted for Trustline clearance
Health & Safety Checklist	No Requirement	Self Assessment Required	Meet tribal, state or local fire and safety regulations and health and safety inspections conducted annually. Tribes can choose to exempt family members from the prevention and control of infectious diseases, building and physical premises safety and minimum health safety standards.
Ratios	Services are limited to children from one family	Services are limited to children from one family	Must meet or exceed state caregiver to child ratios and group size limits.

PROFESSIONAL ASSOCIATIONS

Association of Christian Schools International (ACSI)

9581 Calvine Rd
Sacramento, CA 95829
Phone: 916.681.8451

www.acsi.org

is a Christian educational organization. Since 1978, ACSI has advanced excellence in Christian schools by enhancing the professional and personal development of Christian educators and providing support functions for Christian schools. Through a host of services, including teacher and administrator certification, school accreditation, legal/legislative help, and curriculum publishing, the association touches the lives of more than 3.9 million students worldwide.

California School-Age Consortium

(415) 957-9775

www.calsac.org

The California School-age Consortium (CSAC) promotes high quality school-age care through training, support, advocacy and networking. Membership includes professionals from public and private and after-school programs.

California Tribal Child Care Association
C/O 4400 Auburn Blvd., Second Floor
Sacramento, California 95841

www.tribalchildcarecalifornia.com

TCCAC is an association of child care professionals specializing in working with Native American families, children and communities. The association focuses on the needs of tribally regulated child care and education settings on tribal lands, along with private child care programs off tribal lands to further the child care and educational needs of tribal families. The Association is comprised of individuals who work for tribal lead agencies/grantees administering the Child Care and Development Block Grant. The TCCAC has joined together to provide professional support and technical assistance to tribes with child care programs and to unify tribal voices under one roof to educate local, state and federal agencies as to the strength and existence of tribal child care program.

Family Child Care Providers, Inc. (FCCP)

P.O. Box 277494
Sacramento, CA 95827
(916) 362-4453

www.fccpinc.org

This association provides support, professional development and resources to the community, families, and family child care providers.

National Association for the Education of Young Children

www.naeyc.org

NAEYC's mission is to serve and act on behalf of the needs, rights and well-being of all young children with primary focus on the provision of educational and developmental services and resources.

Northern California High/Scope Educators

600 North River Street
Ypsilanti, MI 48198-2898
(734) 485-2000

www.highscope.org

High/Scope Educational Research Foundation is an independent nonprofit research, development, training, and public advocacy organization.

Professional Association of Childhood Educators (PACE)

Administrative Offices (800) 924-2460
114 Sansome Street, Suite 300
San Francisco, CA 94104

www.pacenet.org

Pace is a nonprofit, tax exempt organization established in 1995 to advance the professionalism of child care providers. It is a statewide organization which serves all categories of licensed care regarding legislative issues, and offers networking opportunities for providers. PACE sponsors quarterly owner and director roundtables in Sacramento. These gatherings provide opportunity to share ideas discuss issues in a safe environment with their peers, and learn from the experiences of others in the same industry.

Sacramento Valley Association for the Education of Young Children

www.caeyc.org/main/page/Sacramento

is an affiliate of NAEYC committed to excellence in early care and education for children, birth through 8 years of age. SVAEYC builds and maintains a strong, diverse and inclusive organization with early childhood professionals. *Serving:* Sacramento, Yolo and Placer Counties including, Sacramento, Roseville, Elk Grove, Fair Oaks, Carmichael, Rancho Cordova, Folsom, Woodland, Orangevale, Loomis, Davis, Rocklin, Auburn, West Sacramento, No. Highlands, Citrus Heights, Galt and Granite Bay